

GALVANIZED: STEP NECK DOME

Galvanized Reflectors



A

REFLECTOR

B

LAMP TYPE

C

MOUNTING

D

LENS

E

CAST GUARD

F

WIRE GUARD

A

REFLECTOR

SN512GV 12" Galvanized
Step Neck Dome

SN514GV 14" Galvanized
Step Neck Dome







SN516GV 16" Galvanized
Step Neck Dome


SN518GV 18" Galvanized
Step Neck Dome


GALVANIZED: STEP NECK DOME


Galvanized Reflectors

B LAMP TYPE

Sockets			
			
MED5 E26 Medium Base Socket	GU24 GU24 Socket	GX24Q GX24Q Socket	MED5MP Medium Base Socket Protected Lamp
			
MOG6 Mogul Socket	MOG6MP Mogul Socket Protected		




LVEV1 <i>LED: Bridgelux Vero, Available with either 27/30/35/40K Driver: ERP PSB Series, 120/277V, 0-10V Dimming</i>			
LVEV1-1700-XXK LVEV1 - 1700LMm, 14W	LVEV1-2000-XXK LVEV1 - 2000LM, 16W	LVEV1-2500-XXK LVEV1 - 2500LM, 21W	LVEV1-3000-XXK LVEV1 - 3000LM, 26W

LVFV1 <i>LED: Bridgelux Vero, Available with either 27/30/35/40K Driver: ERP PSB Series, 120/277V, 0-10V Dimming</i>			
LVFV1-1250-XXK LVFV1 - 1250LM, 10W	LVFV1-1500-XXK LVFV1 - 1500LM, 12W	LVFV1-1700-XXK LVFV1 - 1700LM, 14W	

LVXV1 <i>LED: Bridgelux Vero, Available with either 27/30/35/40K Driver: ERP PSB Series, 120/277V, 0-10V Dimming</i>			
LVXV1-1250-XXK LVXV1 - 1250LM, 10W	LVXV1-1500-XXK LVXV1 - 1500LM, 12W	LVXV1-1700-XXK LVXV1 - 1700LM, 14W	

GALVANIZED: STEP NECK DOME

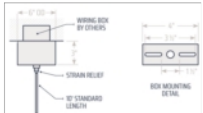
Galvanized Reflectors

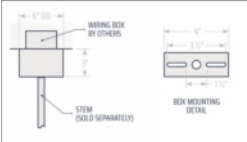
<p>LBAC1-1 LED: 1 x Cree CMA25, Available with either 27/30/35/40K Driver: ERP PSB Series, 120/277V, 0-10V Dimming</p>									
<table border="0"> <tr> <td data-bbox="76 398 443 492"> <p>LBAC1-1-1600-XXK LBAC1 - Single Module, 1600LM, 15W</p> </td> <td data-bbox="443 398 810 492"> <p>LBAC1-1-1800-XXK LBAC1 - Single Module, 1800LM, 17W</p> </td> <td data-bbox="810 398 1177 492"> <p>LBAC1-1-2000-XXK LBAC1 - Single Module, 2000LM, 18W</p> </td> <td data-bbox="1177 398 1540 492"> <p>LBAC1-1-2500-XXK LBAC1 - Single Module, 2500LM, 23W</p> </td> </tr> <tr> <td data-bbox="76 526 443 620"> <p>LBAC1-1-3000-XXK LBAC1 - Single Module, 3000LM, 27W</p> </td> <td data-bbox="443 526 810 620"> <p>LBAC1-1-4000-XXK LBAC1 - Single Module, 4000LM, 36W</p> </td> <td data-bbox="810 526 1177 620"> <p>LBAC1-1-5000-XXK LBAC1 - Single Module, 5000LM, 45W</p> </td> <td></td> </tr> </table>	<p>LBAC1-1-1600-XXK LBAC1 - Single Module, 1600LM, 15W</p>	<p>LBAC1-1-1800-XXK LBAC1 - Single Module, 1800LM, 17W</p>	<p>LBAC1-1-2000-XXK LBAC1 - Single Module, 2000LM, 18W</p>	<p>LBAC1-1-2500-XXK LBAC1 - Single Module, 2500LM, 23W</p>	<p>LBAC1-1-3000-XXK LBAC1 - Single Module, 3000LM, 27W</p>	<p>LBAC1-1-4000-XXK LBAC1 - Single Module, 4000LM, 36W</p>	<p>LBAC1-1-5000-XXK LBAC1 - Single Module, 5000LM, 45W</p>		
<p>LBAC1-1-1600-XXK LBAC1 - Single Module, 1600LM, 15W</p>	<p>LBAC1-1-1800-XXK LBAC1 - Single Module, 1800LM, 17W</p>	<p>LBAC1-1-2000-XXK LBAC1 - Single Module, 2000LM, 18W</p>	<p>LBAC1-1-2500-XXK LBAC1 - Single Module, 2500LM, 23W</p>						
<p>LBAC1-1-3000-XXK LBAC1 - Single Module, 3000LM, 27W</p>	<p>LBAC1-1-4000-XXK LBAC1 - Single Module, 4000LM, 36W</p>	<p>LBAC1-1-5000-XXK LBAC1 - Single Module, 5000LM, 45W</p>							
<p>LBAC1-2 LED: 2 x Cree CMA25, Available with either 27/30/35/40K Driver: ERP PSB Series, 120/277V, 0-10V Dimming</p>									
<table border="0"> <tr> <td data-bbox="76 862 443 929"> <p>LBAC1-2-1600-XXK LBAC1 - Dual Module, 3200LM, 30W</p> </td> <td data-bbox="443 862 810 929"> <p>LBAC1-2-1800-XXK LBAC1 - Dual Module, 3600LM, 34W</p> </td> <td data-bbox="810 862 1177 956"> <p>LBAC1-2-2000-XXK LBAC1 - Dual Module, 4000LM, 36W</p> </td> <td data-bbox="1177 862 1540 929"> <p>LBAC1-2-2500-XXK LBAC1 - Dual Module, 5000LM, 46W</p> </td> </tr> <tr> <td data-bbox="76 996 443 1090"> <p>LBAC1-2-3000-XXK LBAC1 - Dual Module, 6000LM, 54W</p> </td> <td></td> <td></td> <td></td> </tr> </table>	<p>LBAC1-2-1600-XXK LBAC1 - Dual Module, 3200LM, 30W</p>	<p>LBAC1-2-1800-XXK LBAC1 - Dual Module, 3600LM, 34W</p>	<p>LBAC1-2-2000-XXK LBAC1 - Dual Module, 4000LM, 36W</p>	<p>LBAC1-2-2500-XXK LBAC1 - Dual Module, 5000LM, 46W</p>	<p>LBAC1-2-3000-XXK LBAC1 - Dual Module, 6000LM, 54W</p>				
<p>LBAC1-2-1600-XXK LBAC1 - Dual Module, 3200LM, 30W</p>	<p>LBAC1-2-1800-XXK LBAC1 - Dual Module, 3600LM, 34W</p>	<p>LBAC1-2-2000-XXK LBAC1 - Dual Module, 4000LM, 36W</p>	<p>LBAC1-2-2500-XXK LBAC1 - Dual Module, 5000LM, 46W</p>						
<p>LBAC1-2-3000-XXK LBAC1 - Dual Module, 6000LM, 54W</p>									
<p>LAC01 Available with either 30/40K</p>									
<p>LAC01-13W-XXK-120V A/C LED Module, 13W, XXK, 120V</p>									
<p>Triple Tube Compact Fluorescent Available with either 27/35/41K, Electronic Ballast, 120-277V.</p>									
<table border="0"> <tr> <td data-bbox="76 1662 443 1729"> <p>GXT26-XXK 26W CFL, XXK, UNV</p> </td> <td data-bbox="443 1662 810 1729"> <p>GXT32-XXK 32W CFL, XXK, UNV</p> </td> <td data-bbox="810 1662 1540 1729"> <p>GXT42-XXK 42W CFL, XXK, UNV</p> </td> </tr> </table>	<p>GXT26-XXK 26W CFL, XXK, UNV</p>	<p>GXT32-XXK 32W CFL, XXK, UNV</p>	<p>GXT42-XXK 42W CFL, XXK, UNV</p>						
<p>GXT26-XXK 26W CFL, XXK, UNV</p>	<p>GXT32-XXK 32W CFL, XXK, UNV</p>	<p>GXT42-XXK 42W CFL, XXK, UNV</p>							

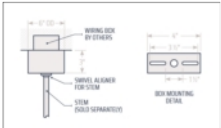
GALVANIZED: STEP NECK DOME


Galvanized Reflectors

C MOUNTING

<p>BCC6C</p>	<p>BCC6C-10FT 6in - Ballasted Canopy for Cord, CFL & LED-10FT</p> <p>BCC6C-20FT 6in - Ballasted Canopy for Cord, CFL & LED-20FT</p>
	

<p>BCC6S</p>	<p>BCC6S-1/2 6in - Ballasted Canopy for Stems, HID & CFL 1/2</p> <p>BCC6S-3/4 6in - Ballasted Canopy for Stems, HID & CFL 3/4</p>
	

<p>BCC6A</p>	<p>BCC6A-1/2 6in - Ballasted Canopy for Aligners, CFL, LED, 1/2</p> <p>BCC6A-3/4 6in - Ballasted Canopy for Aligners, CFL, LED, 3/4</p>
	

<p>BDC - Small Ceiling Driver Enclosure</p> <p><i>Small Driver Enclosure Canopy for LED modules with small form drivers. Will work with a max of 2 PSB Drivers or 1 Lutron driver. 30W Max per driver. Accepts cord, 1/2-NPT stem, 3/4-NPT stem, single aircraft cable, or three aircraft cables. Dimensions: OD 5.5in x 2in</i></p>	
--	---

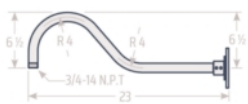
<p>BDC6C-10FT BDC Style Driver Enclosure with 10ft Cord</p>	<p>BDC6C-20FT BDC Style Driver Enclosure with 10ft Cord</p>	<p>BDC6S-75 BDC Style Driver Enclosure for 3/4-NPT Stem</p>	<p>BDC6S-50 BDC Style Driver Enclosure for 1/2-NPT Stem</p>
<p>BDC6C1A-10FT BDC Style Driver Enclosure with 1 Aircraft Cable & 10ft Cord.</p>	<p>BDC6C1A-20FT BDC Style Driver Enclosure with 1 Aircraft Cable & 20ft Cord.</p>	<p>BDC6C3A-10FT BDC Style Driver Enclosure with 3 Aircraft Cable & 10ft Cord.</p>	<p>BDC6C3A-20FT BDC Style Driver Enclosure with 3 Aircraft Cable & 20ft Cord.</p>

GALVANIZED: STEP NECK DOME

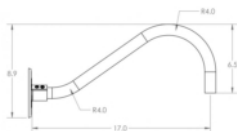
Galvanized Reflectors

Gooseneck Top - Top Mounted


GN23A 23" Style A
Gooseneck



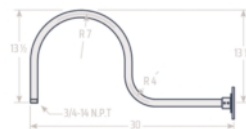
GN17A Gooseneck Style
A - 17in



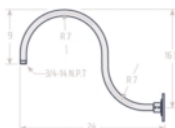
GN48B 48" Style B
Gooseneck



GN30C 30" Style C
Gooseneck




GN24D 24" Style D
Gooseneck



GN40E 40" Style E
Gooseneck



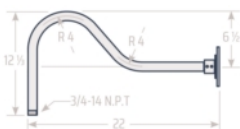
GN56F 56" Style F
Gooseneck



GN32G 32" Style G
Gooseneck



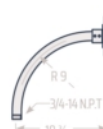
GN22H 22" Style H
Gooseneck



GN25J 25" Style J
Gooseneck



GN10K 10" Style K
Gooseneck




GN41P 41" Style P
Gooseneck



GN37U 37" Style U
Gooseneck




GN10U Gooseneck -
Style U - 10in



GALVANIZED: STEP NECK DOME

Galvanized Reflectors

Stem Mounting			
640-75 Canopy kit for 3/4" Rigid Stem	640-50 Canopy kit for 1/2" Rigid Stem	642-75 Aligner Canopy Kit for 3/4" Swivel Stem	642-50 Aligner Canopy Kit for 1/2" Swivel Stem
ST3-6 6" Stem 3/4"	ST3-12 12" Stem 3/4"	ST3-18 18" Stem 3/4"	ST3-24 24" Stem 3/4"
ST3-36 36" Stem 3/4"	ST3-48 48" Stem 3/4"	ST3-60 60" Stem 3/4"	ST3-72 72" Stem 3/4"
ST3-96 96" Stem 3/4"	ST2-6 6" Stem 1/2"	ST2-12 12" Stem 1/2"	ST2-18 18" Stem 1/2"
ST2-24 24" Stem 1/2"	ST2-36 36" Stem 1/2"	ST2-48 48" Stem 1/2"	ST2-60 60" Stem 1/2"
ST2-72 72" Stem 1/2"	ST2-96 96" Stem 1/2"		

Cord Mounting			
643-10FT Cord Canopy, 10ft.	643-20FT Cord Canopy, 20ft.	643HD-10FT Heavy Duty Cord Canopy, 10ft.	643HD-20FT Heavy Duty Cord Canopy, 20ft.
503-10FT Cord Canopy with 3 Aircraft Cables, 10ft			

GALVANIZED: STEP NECK DOME

Galvanized Reflectors

Cords



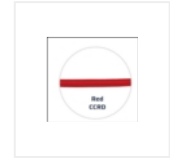
CBK Standard Black Sleeve Cord, 10FT



CWH Standard White Sleeve Cord, 10FT



CSL Silicone Sleeve Cord, 10FT



CCRD Red Cloth Cord, 10FT



CCBP Bright Pink Cloth Cord, 10FT



CCOR Orange Cloth Cord, 10FT



CCRB Royal Blue Cloth Cord, 10FT



CCLB Light Blue Cloth Cord, 10FT



CCLG Lime Green Cloth Cord, 10FT



CCFG Forest Green Cloth Cord, 10FT



CCBK Black Cloth Cord, 10FT



CCWH White Cloth Cord, 10FT



CCGBB Green Blue Brown Mix Cloth Cord, 10FT




















CCBW1 Black White 1 Cloth Cord, 10FT

GALVANIZED: STEP NECK DOME

Galvanized Reflectors

D LENS

41 Glass Jelly Jar				
				
41 41 - Clear	41CAM 41 Amber	41CBL 41 Blue	41CGN 41 Green	
				
41COP 41 Opal	41CRD 41 Red	41F 41 Frost	41PR 41 Prismatic	
41 Lexan				
				
41L 41 Lexan Clear	41LCAM 41 Lexan Amber	41LCBL 41 Lexan Blue	41LCGN 41 Lexan Green	
				
41L COP 41 Lexan Opal	41LCRD 41 Lexan Red	41LPR 41 Lexan Prismatic		

GALVANIZED: STEP NECK DOME

Galvanized Reflectors

42 Glass Jelly Jar



42 42 Clear

Max: INC - 300W, HID - 175W, CFL - 42W



42CAM 42 Amber

Max: INC - 200W, HID - 175W, CFL - 42W



42CBL 42 Blue

Max: INC - 200W, HID - 175W, CFL - 42W



42CGN 42 Green

Max: INC - 200W, HID - 175W, CFL - 42W



42COP 42 Opal

Max: INC - 200W, HID - 175W, CFL - 42W



42CRD 42 Red

Max: INC - 200W, HID - 175W, CFL - 42W



42PR 42 Prismatic

Max: INC - 300W, HID - 175W, CFL - 42W

GALVANIZED: STEP NECK DOME

Galvanized Reflectors

42 Lexan



42L 42 Lexan Clear



42L-CAM 42 Lexan Amber



42LCBL 42 Lexan Blue



42LCGN 42 Lexan Green



42LCOP 42 Lexan Opal



42LCRD 42 Lexan Red



42LPR 42 Lexan Prismatic

E CAST GUARD

Guard



31DCG 31DCG

32DCG 32DCG

31 31 Wire Guard for 41 Glass

32 32 Wire Guard for 42 Glass

F WIRE GUARD

Wire Guard



112AR 112AR

114AR 114AR

116AR 116AR

118AR 118AR