

Constant Current LED Driver

Model Number ACI5CD350AT2S

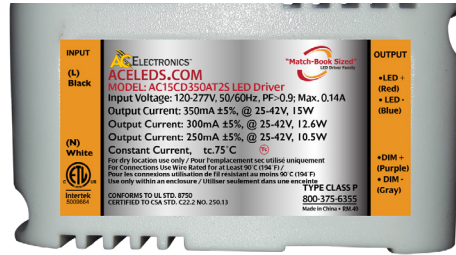
Input Voltage: 120-277VAC (±10%) Dimming: 5 to 100%
 Input Frequency: 50/60Hz Surge Protection: 2Kv
 Side Mount/Leads Multi-Switching Current

PHYSICAL:

Dimensions	
Length	2.29"
Width	1.20"
Height	0.91"
Mounting	2.2"
Weight	0.10 lbs.

"Match-Book Sized"
LED Driver Family

The Smallest Possible Form Factors™

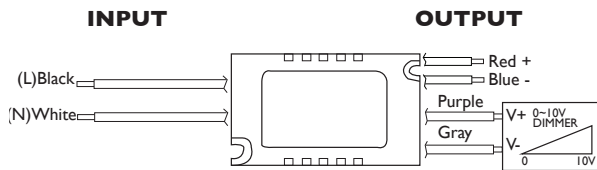


Actual Size

ELECTRICAL SPECIFICATIONS:

Output Power Max.	Input Power	Input Current	Minimum PF (full load)	Max. THD (full load)	Output Voltage	Output Current	T case Max.	Minimum Starting Temp.	IP Rating	Dimming Protocol	Dimming Range	Efficiency Up To
15W	16.9W	0.14A@120V 0.06A@277V	>0.9	<20	25-42V	350mA±5%	75° C	0° C	20	0 to 10V	5 to 100%	87%
12.6W	14.7W	0.12A@120V 0.05A@277V	>0.9	<20	25-42V	300mA±5%	75° C	0° C	20	0 to 10V	5 to 100%	86%
10.5W	12.8W	0.11A@120V 0.05A@277V	>0.9	<20	25-42V	250mA±5%	75° C	0° C	20	0 to 10V	5 to 100%	82%

WIRING:



Lead Lengths					
Black	6"	Blue	6"	Purple	6"
White	6"	Red	6"	Gray	6"

Approved Dimmers			
Lutron	NTSTV-DV	Leviton	IP710 DL
Lutron	NFTV	Watt Stopper	ADF I20277

SAFETY & PERFORMANCE:

- Class P Listed
- Class A sound rating
- No PCBs
- Open/Short Circuit Protection
- LED driver has a life expectancy of 50,000 hours at Tcase of ≤75°C
- Warranty: 5 yrs based on max case temp of 75°C*
- Input/Output Isolation
- Surge Protection (2 KV)
- Dimming Curve on the next page

INSTALLATION:

- LED drivers shall be installed inside electrical enclosures
- 22 AWG 600V/105C tinned stranded copper lead-wires are required to use in installation
- Max Remote installation distance is 33 ft



*AC Electronics/AC LED Power Designs warrants to the purchaser that each LED Driver will be free from defects in material or workmanship for a period of 5 years from date of manufacture when operated at max case temp of up to ≤75°C when properly installed and under normal conditions of use. See aceleds.com for complete warranty policy.

3401 Avenue D, Arlington, TX 76011 • 800-375-6355 • www.aceleds.com

Data is based upon tests performed by AC Electronics in a controlled environment and representative performance. Actual performance can vary depending on operating conditions. Specifications are subject to change without notice. All specifications are nominal unless otherwise noted.

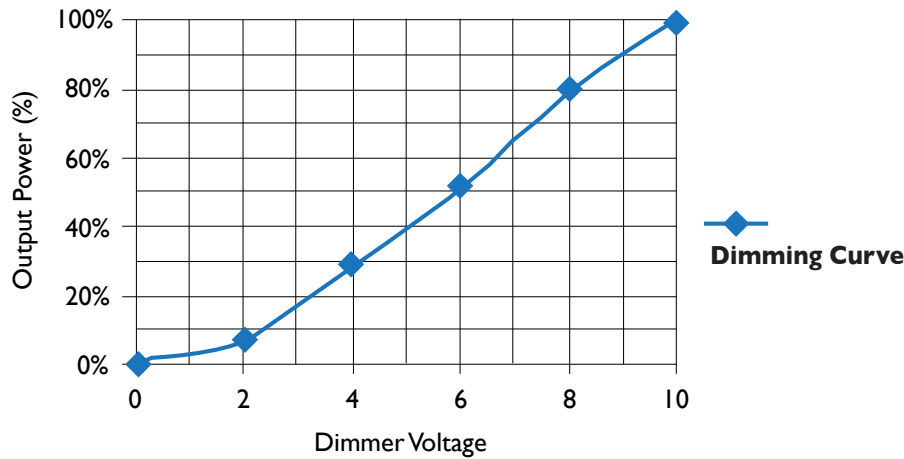




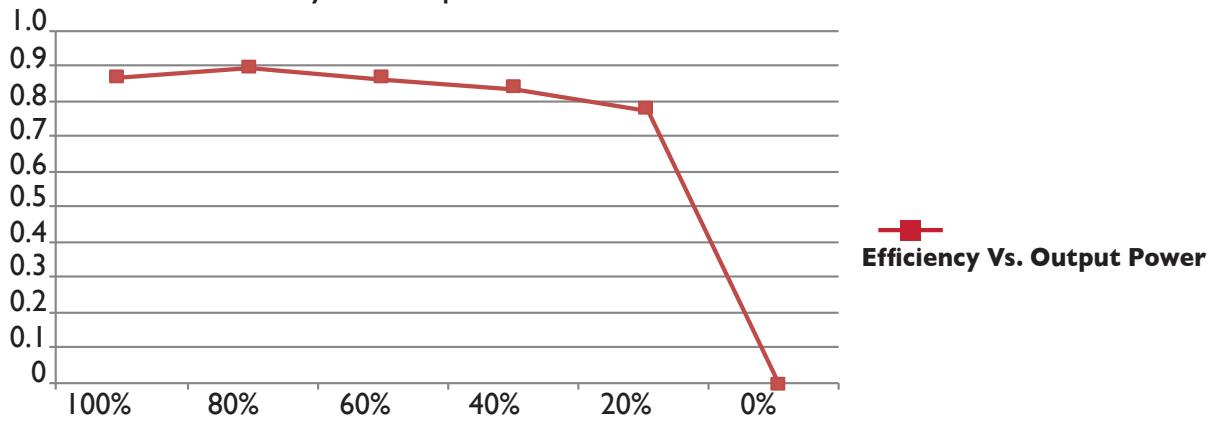
“Match-Book Sized” LED Driver Family

The Smallest Possible Form Factors

ACI5CD350AT2S



Efficiency Vs. Output Power



Power Factor Vs. Output Power

