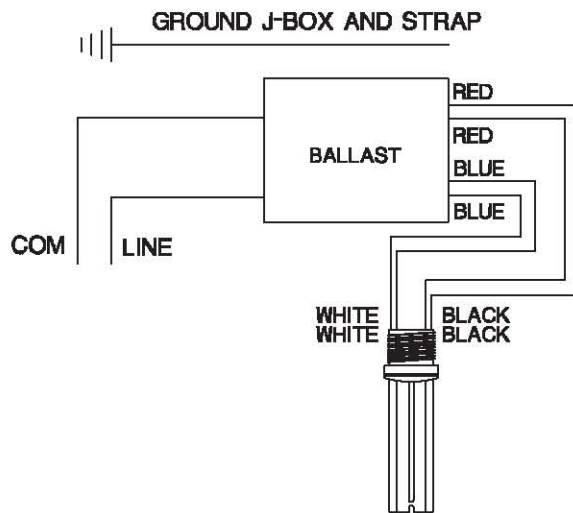


INSTALLATION INSTRUCTIONS FOR BC-CA ALIGNER BALLAST CANOPY FLUORESCENT

- 1) TURN OFF POWER.
 - 2) ATTACH MOUNTING BRACKET TO OUTLET BOX WITH SCREWS PROVIDED.
 - 3) REFLECTOR IS PREWIRED WITH 8' LEADS SLIP WIRES FROM REFLECTOR THROUGH TO TOP OF STEM
 - 4) ATTACH GROUND WIRE TO GREEN GROUND SCREW AND CUP WASHER ON BOTTOM INSIDE OF STRAP.
- NEVER CONNECT GROUND WIRE TO BLACK LINE OR WHITE NEUTRAL POWER SUPPLY WIRES.
- 5) MAKE WIRE CONNECTIONS (CONNECTORS NOT PROVIDED.) REFERENCE WIRING DIAGRAM BELOW AND WIRE ACCORDING TO LOCAL AND NATIONAL ELECTRIC CODES.
 - 6) TIGHTEN STEM TO REFLECTOR AND ALIGNER DEVICE AS SHOWN
 - 7) PUSH CANOPY TO CEILING SECURE WITH SCREWS PROVIDED



THESE PARTS ARE
FACTORY ASSEMBLED

ELECTRONIC BALLAST No.
B 26/32/42 ELC UNV

STEM ALIGNER DEVICE
INSTALLS TO BRACKET
No. Z-C-118 1/2" OR
No. Z-C-205 3/4"

STEEL CONDUIT STEM
THREADED BOTH ENDS
3/4-14 OR 1/2-14 N.P.T.
LENGTH AS SPECIFIED

CAST ZINC NUT
No. Z-C-91

FIBER GASKETS
No. Z-G-10

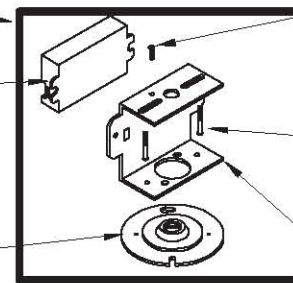
TYPICAL RLM
REFLECTOR

CAST ZINC MOUNTING FLANGE
WITH INSIDE HUB THREADS FOR
STEM AND N.P.S. OUTSIDE
THREADS FOR CAST ZINC NUT
No. Z-C-93 (1/2" THREADS) OR
No. Z-C-147 (3/4" STEMS)
3/8" STEMS USE No. Z-E 30
REDUCING BUSHING

(2) 8-32 TINNEMAN CLIPS
No. Z-F-CLP-7

8-32 HEX HEAD SCREW
LENGTH VARIES WITH
REFLECTOR STYLE

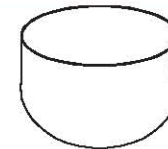
GLOBE CHOICE: No. 41, 41PR, 41C,
41L-PR, 42, 42PR, 42C OR GG-6
(42 Series Required for 42W CFL)



GREEN GROUND SCREW
No. Z-F GRND SCR 1
WITH BRASS CUP WASHER No.
Z-F WCUP 1

(2) BRACKET MOUNTING SCREWS
8-32 X 1-1/4" PHILIPS PAN
HEAD No. Z-F SCR 213

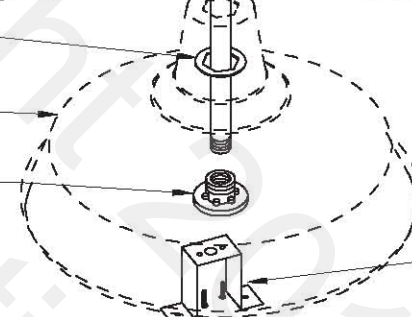
BALLAST BRACKET SUPPORTS
BALL ALIGNER DEVICE AND MOUNTS
TO CEILING OUTLET BOX
No. Z-ST-799



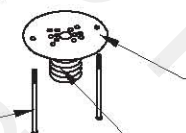
POWDER COATED CANOPY
No. Z-H-319 FOR 3/4" STEMS

SCREWS FOR MOUNTING CANOPY
FIT INTO THREADED HOLES IN ALIGNER


SCREW HEADS PAINTED TO MATCH CANOPY



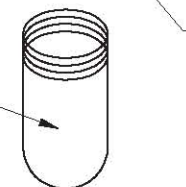
FITTER MOUNTING
BRACKET No. Z-ST-744



SOCKET MOUNTING PLATE
No. Z-ST-741 SMALL
No. Z-ST-742 MEDIUM OR
No. Z-ST-743 LARGE



THERMOELASTIC 4-PIN SOCKET
TYPE GX24Q-3 (26W - 32W) No. Z-SK-45 or
TYPE GX24Q-4 (42W) No. Z-SK 42



FITTER FOR THREADED GLOBES
No. Z-H-241 (41 Series & GG-6)
No. Z-H-242 (42 Series)